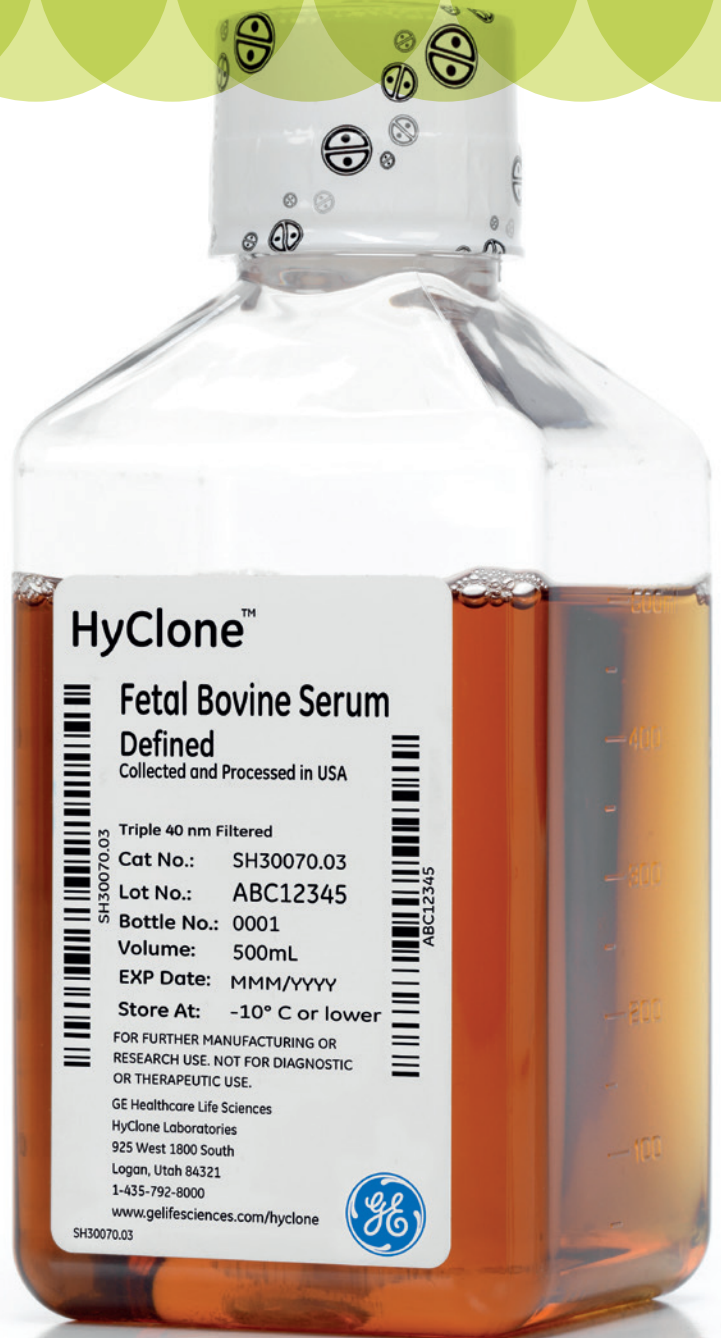
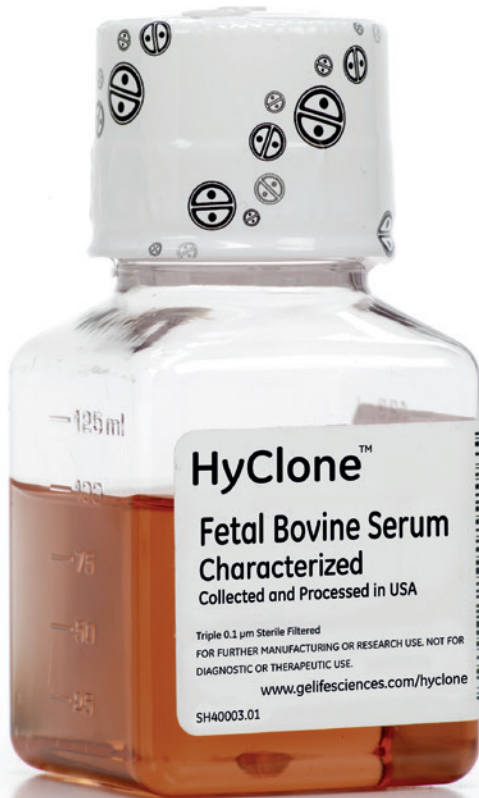


Quality. Consistency. Reliability.

HyClone™ Cell Culture
Serum products



HyClone™
Fetal Bovine Serum
Characterized
Collected and Processed in USA

Triple 0.1 µm Sterile Filtered
FOR FURTHER MANUFACTURING OR RESEARCH USE. NOT FOR
DIAGNOSTIC OR THERAPEUTIC USE.

www.gelifesciences.com/hyclone

SH40003.01

HyClone™
Fetal Bovine Serum
Defined
Collected and Processed in USA



SH30070.03

Triple 40 nm Filtered
Cat No.: SH30070.03
Lot No.: ABC12345
Bottle No.: 0001
Volume: 500mL
EXP Date: MMM/YYYY
Store At: -10° C or lower

FOR FURTHER MANUFACTURING OR
RESEARCH USE. NOT FOR DIAGNOSTIC
OR THERAPEUTIC USE.

GE Healthcare Life Sciences

HyClone Laboratories


925 West 1800 South

Logan, Utah 84321

1-435-792-8000

www.gelifesciences.com/hyclone

SH30070.03



ABC12345



Quality in cell culture
starts with a

culture of

Our focus on quality and accountability is ingrained throughout the entire HyClone cell culture portfolio.

quality.



HyClone Cell Culture



Consistent secure supply

Our global manufacturing and distribution footprint as well as our diversified serum supply network offer the high level of security of supply customers expect.

For decades, our serum products have met industry standards for quality, purity, and regulatory compliance. Our pioneering filtration techniques reduce contaminants without impact on cell performance. The collection and processing procedures employed ensure the serum product offers reproducible and dependable results.

With an active role in emerging markets, including new human vaccines, we are positioned to provide consistent, high-performance cell culture products to enable advances in life science research. Whether you require fetal bovine serum (FBS), calf serum, or other animal-origin serum products, we are positioned to provide excellent cell culture solutions.

We provide high-quality FBS

Serum collection

From collection to final packaging, every step is documented for a consistent high-quality product with minimal risk of contamination. Our serum products have full traceability back to the original source and are compliant with current good manufacturing practices (cGMP).

Quick and reliable processing

Finished products undergo extensive quality, performance, and analytical testing. Goods are aseptically packaged into gamma irradiated plastic bottles in a Class 100 cleanroom environment.

Quality control testing and standards

Each serum lot is tested to ensure quality and sterility. Low endotoxin and hemoglobin levels reflect the care with which the serum is collected and processed.

Animal serum origins

Serum origin refers to the country in which the raw blood was collected, and is not to be confused with the country in which the finished product was processed. With HyClone serum products, the country or countries of origin are stated in the certificate of analysis that you receive with your product.

The supply of FBS, a byproduct of the beef industry, is impacted by complex market conditions. For these reasons, we ensure adequate supply for our customers by not only sourcing FBS from several regions, but also working with a broad base of serum and raw blood suppliers. To ensure traceability and security of supply, raw serum is obtained in New Zealand, Australia, the United States, Canada, Central America, and South America.

USDA-Tested

Intended for low-risk applications, HyClone USDA-Tested FBS is sourced in the Central America regions of Costa Rica, Honduras, Panama, Nicaragua, El Salvador, and Guatemala. Serum from Central America is safety tested by the United States Department of Agriculture (USDA), and also considered to be foot-and-mouth disease (FMD)-free.

South America

HyClone FBS, South American Origin is typically sourced from Brazil and Uruguay. South American FBS complies with EU regulations and meets the requirements of most Asian countries. South American FBS is available only to European and Asian customers.

United States

In-country processing of our US origin serum products is optimized for supply integrity, minimizing cross-contamination risks with other serum origins and types. Our US origin serum products include fetal bovine and bovine calf sera, as well as a variety of engineered or alternative species sera. Non-US origin products are manufactured in a separate facility, utilizing single-use technology to minimize risk of cross-contamination with other serum products.

Canada

Standard fetal bovine serum sourced in Canada provides important proteins, hormones, growth factors, metabolites, and nutrients essential for cell culture. Canadian-sourced FBS is processed in the US.

New Zealand

The great expanse of the Pacific Ocean has protected New Zealand's islands from many outside influences, both geographically and biologically. One of the benefits of this isolation is that New Zealand has the fewest reported bovine diseases in the world, making it an excellent source of bovine serum. HyClone Characterized FBS, New Zealand Origin is carefully collected, processed, and filtered in our in-country facility.

Australia

HyClone Characterized FBS, Australian Origin is sourced from Australian abattoirs approved by USDA for export and inspected by the Australian Department of Agriculture (DA). We have found that Australian methods of animal husbandry exhibit excellent animal nutrition and healthcare. As with New Zealand, Australia is an island, thus making animal disease control and management easier than in most areas of the world.

Innovative techniques to meet your demands

There are specific requirements for serum used in a variety of cell culture applications involved in modern biopharmaceutical research. Therefore, a number of processing methods are employed to yield a product suitable for specific applications.

Variability in serum components is natural and results from a variety of factors, such as age and geographical origin. To reduce this variability, each lot of serum is pooled before dispensing to ensure uniformity and consistency between bottles (true pool processing). This increases the consistency and quality of our serum products.

Some treatments are used to remove adventitious agents, whereas other processes filter various natural serum constituents that can disrupt certain analytical techniques or assays. Based on our serum processing and application understanding, we have the ability to perform a number of tests to identify serum lots with characteristics that make them well-suited for specific cell lines and protocols.

Post-filtration treatments

Gamma irradiation

Gamma irradiation is a powerful treatment to further reduce the risk of adventitious viruses present in serum. The irradiation process is validated to deliver a minimum dose of 25 kGy. If manufacturing products for use in humans or in animals, irradiation should be a routine requirement.

Heat inactivation

Exposing serum to a temperature of 56°C for 30 min is a common post-filtration process. Heat inactivation can be effective in reducing some adventitious agents and may be used in addition to, but never substituted for, gamma irradiation. Both services are available upon request.



HyClone™

Fetal Bovine
Characterize
Collected and Processed

Triple 40 nm Sterile
Cat No.: SH3
Lot No.: ABC
Bottle No.: 000
Volume: 500
EXP Date: MM

SH30071.03HI

...e Serum

...ed
...sed in USA

...Filtered
...0071.03
...C12345

...1
...mL
...44444



ABC12345

HyCloneTM

Fetal Bovine S
Defined

Collected and Processed in

Triple 40 nm Sterile Filtered

Cat No.: SH30070



0070.031R

Serum testing results

Description and origin	Part number	Filtration	Endotoxin (EU/mL)	Hemoglobin (mg/dL)	Osmolality (mOsm/kg)	Total protein (gm/dL)	Sterility bacteria and fungi testing	Fluorescent antibody testing	Cytopathogenic agents	Hemadsorbing agents	Mycoplasma	Protein testing	Trace metals / iron	Vitamins / hormones	Electrophoretic profile	IgG (µg/mL)
Fetal bovine serum																
Defined FBS, US	SH30070	40 nm	≤ 10	≤ 10	•	•	•	•	•	•	•	•	•	•	•	•
Characterized FBS, US	SH30071	Triple 100 nm	≤ 25	≤ 25	•	•	•	•	•	•	•	•	•	•	•	•
Standard FBS, US	SH30088	Triple 100 nm	FIO	FIO	•	•	•	•	•	•	•	•	•	•	•	•
Characterized FBS, New Zealand	SH30406	Triple 100 nm	≤ 20	≤ 25	•	•	•	•	•	•	•	•	•	•	•	•
Characterized FBS, Australian	SH30084	Triple 100 nm	≤ 25	≤ 25	•	•	•	•	•	•	•	•	•	•	•	•
Characterized FBS, Canadian	SH30396	Triple 100 nm	≤ 25	≤ 25	•	•	•	•	•	•	•	•	•	•	•	•
USDA Tested FBS, Central American	SH30910	Triple 100 nm	≤ 25	≤ 25	•	•	•	•	•	•	•	•	•	•	•	•
Research Grade FBS, South American	SV30160	Triple 100 nm	≤ 10	≤ 25	•	•	•	•	•	•	•	•	•	•	•	•
Specialty fetal bovine serum																
Super Low IgG FBS, US	SH30898	40 nm	≤ 10	≤ 10	•	•	•	•	•	•	•	•	•	•	•	≤ 5
Charcoal/Dextran Treated FBS, US	SH30068	Triple 100 nm	≤ 10	≤ 20	•	•	•	•	•	•	•	•	•	•	•	•
Dialyzed FBS, US	SH30079	Triple 100 nm	≤ 10	≤ 10	•	•	•	•	•	•	•	•	•	•	•	•
ES Cell Screened FBS, US	SH30070E	40 nm	≤ 10	≤ 10	•	•	•	•	•	•	•	•	•	•	•	•
Tetracycline Screened FBS, US	SH30070T	40 nm	≤ 10	≤ 10	•	•	•	•	•	•	•	•	•	•	•	•
Insect Cell Screened FBS, US	SH30070I	40 nm	≤ 10	≤ 10	•	•	•	•	•	•	•	•	•	•	•	•
Human Mesenchymal SC Screened FBS	SH30070M	40 nm	≤ 10	≤ 10	•	•	•	•	•	•	•	•	•	•	•	•

Description and origin	Part number	Filtration	Endotoxin (EU/mL)	Hemoglobin (mg/dL)	Osmolality (mOsm/kg)	Total protein (g/dL)	Sterility bacteria and fungi testing	Fluorescent antibody testing	Cytopathogenic agents	Hemadsorbing agents	Mycoplasma	Protein testing	Trace metals / iron	Vitamins / hormones	Electrophoretic profile	IgG (µg/mL)
Bovine calf serum																
Bovine Calf Serum, US	SH30073	Triple 100 nm	≤ 10	≤ 10	•	•	•	•	•	•	•	•	•	•	•	•
Iron Supplemented Bovine Calf Serum, US	SH30072	Triple 100 nm	≤ 10	≤ 10	•	•	•	•	•	•	•	•	•	•	•	•
Cosmic Calf™ Serum, US	SH30087	Triple 100 nm	≤ 10	≤ 10	•	•	•	•	•	•	•	•	•	•	•	•
Bovine Growth Serum, US	SH30541	Triple 100 nm	≤ 10	≤ 10	•	•	•	•	•	•	•	•	•	•	•	•
Newborn Bovine Calf Serum, US	SH30118	Triple 100 nm	≤ 50	≤ 25	•	•	•	•	•	•	•	•	•	•	•	•
Cosmic Calf Serum, New Zealand	SH30413	Triple 100 nm	≤ 25	≤ 25	•	•	•	•	•	•	•	•	•	•	•	•
Engineered serum																
FetalClone™ I Serum, US	SH30080	Triple 100 nm	≤ 10	≤ 20	•	•	•	•	•	•	•	•	•	•	•	•
FetalClone II Serum, US	SH30066	Triple 100 nm	≤ 10	≤ 20	•	•	•	•	•	•	•	•	•	•	•	•
FetalClone III Serum, US	SH30109	Triple 100 nm	≤ 10	≤ 20	•	•	•	•	•	•	•	•	•	•	•	•
Alpha Calf Serum without Iron, US	SH30212	Triple 100 nm	≤ 10	≤ 20	265-310	3.20-4.70	•	•	•	•	•	•	•	•	•	≤ 200
Other serum																
Donor Equine Serum, US	SH30074	Triple 100 nm	≤ 10	≤ 10	•	•	•	•	•	•	•	•	•	•	•	•
Donor Adult Bovine Serum, US	SH30075	Triple 100 nm	≤ 50	≤ 25	•	•	•	•	•	•	•	•	•	•	•	•
Porcine Serum, NZ, IR	SH30908	200 nm	≤ 100	≤ 50	•	•	•	•	•	•	•	•	•	•	•	•

FIO = for information only

• = Tested. For typical results, request a certificate of analysis or go to www.gelifesciences.com/HyClone

Maximize

cell growth with our extensive line of serum products for cell culture research and bioprocessing.



HyClone™

**Fetal Bovine Serum
Characterized**

Collected and Processed in USA

Triple 0.1 nm Sterile Filtered

Cat No.: SH30071.03

Lot No.: ABC12345

Bottle No.: 0001

Volume: 500mL

EXP Date: MMM/YYYY

Store At: -10° C or lower

FOR FURTHER MANUFACTURING OR
RESEARCH USE. NOT FOR DIAGNOSTIC
OR THERAPEUTIC USE.

GE Healthcare Life Sciences

HyClone Laboratories


925 West 1800 South

Logan, Utah 84321

1-435-792-8000

www.gelifesciences.com/hyclone

SH4007.01



FBS products

Our FBS products are sterile-filtered and quality-tested to ensure dependable and reproducible cell growth.

Defined FBS

Defined FBS is widely used by cell culturists who have a concern for viral contaminants and require an extensive biochemical profile. Defined FBS is filtered through serial 40 nm pore size-rated filters.

- High-quality FBS
- Subjected to extensive biochemical analyses
- Low endotoxin and hemoglobin specifications

Characterized FBS

Characterized FBS meets the requirements of most discriminating FBS users. Characterized FBS is filtered through triple 100 nm pore size-rated filters.

- Standard endotoxin and hemoglobin specifications
- Subjected to moderate biochemical analyses

Standard FBS

Standard FBS is an economic alternative to Defined and Characterized FBS.

- Excellent choice for research applications
- Endotoxin and hemoglobin are tested and reported



HyClone FBS: process-tested and proven cell culture performance

Customer need	Serum sourced from BSE-negligible regions for low-risk applications	Serum low in endotoxin and features extensive biochemical analyses	Serum for general cell culture with common cell types	Serum for general cell culture using robust cell lines	Serum qualified for specialty research
Typical use					
Suggested products	Characterized FBS, AUS Characterized FBS, NZ	Defined FBS, US Characterized FBS, US	Standard FBS, US	FBS, South American USDA-Tested FBS FBS, Canadian	Charcoal/Dextran Treated FBS, US ES Screened FBS, US
Product codes	SH30084 SH30406	SH30070 SH30071	SH30088	SV30160 SH30910 SH30396	SH30068 SH30070.02E SH30070.03E

= Production

= Research

Defined FBS

Product	Volume	Product code
Defined FBS, US Origin CofS no. R1-CEP 2000-076 40 nm filtered Endotoxin: ≤ 10 EU/mL; hemoglobin: ≤10 mg/dL	50 mL	SH30070.01
	100 mL	SH30070.02
	500 mL	SH30070.03

Characterized FBS

Product	Volume	Product code
Characterized FBS, US Origin CofS no. R1-CEP 2000-076 3 × 100 nm filtered Endotoxin: ≤ 25 EU/mL; hemoglobin: ≤ 25 mg/dL	50 mL	SH30071.01
	100 mL	SH30071.02
	500 mL	SH30071.03
USDA Tested FBS CofS no. RO-CEP 2002-057 3 × 100 nm filtered Endotoxin: ≤ 25 EU/mL; hemoglobin: ≤ 25 mg/dL BVD-tested; sourced from Costa Rica, Honduras, Panama, Nicaragua, El Salvador, and Guatemala	100 mL	SH30910.02
	500 mL	SH30910.03
Characterized FBS, Canadian Origin CofA available 3 × 100 nm filtered Endotoxin: ≤ 25 EU/mL; hemoglobin: ≤ 25 mg/dL	100 mL	SH30396.02
	500 mL	SH30396.03
Characterized FBS, New Zealand Origin CofS no. R1-CEP 2001-211 3 × 100 nm filtered Endotoxin: ≤ 20 EU/mL; hemoglobin: ≤ 25 mg/dL	500 mL	SH30406.02
Characterized FBS, Australian Origin CofS no. R1-CEP 2000-384 3 × 100 nm filtered Endotoxin: ≤ 25 EU/mL; hemoglobin: ≤ 25 mg/dL	500 mL	SH30084.03
	1000 mL	SH30084.04
FBS, South American Origin CoA Available 3 × 100 nm filtered Endotoxin: ≤ 10 EU/mL; hemoglobin: ≤ 25 mg/dL	50 mL	SV30160.01*
	100 mL	SV30160.02*
	500 mL	SV30160.03*

Standard FBS

Product	Volume	Product code
Standard FBS, US Origin CofS no. R1-CEP 2000-076 3 × 100 nm filtered Endotoxin and hemoglobin tested and reported BVD-tested	100 mL	SH30088.02
	500 mL	SH30088.03

CofS = certificate of suitability, available at www.gelifesciences.com/HyClone CofA = certificate of analysis, available at www.gelifesciences.com/HyClone * not available in US

Specialty FBS products

Our specialty FBS products augment cell culture growth and support several applications that might require lower IgG levels, reduced levels of various hormones, or reduced concentrations of nucleotides and amino acids. Our specialty FBS products are designed for specific cell culture-based applications.

Super Low IgG FBS

This product is designed for applications where extremely low levels of inherent bovine IgG are required. Super Low IgG FBS has been chromatographically treated to reduce IgG levels to less than 5 µg/mL, while still retaining excellent cell growth properties.

- For use in monoclonal antibody production, virus propagation, and immunoassay procedures

Charcoal/Dextran Treated FBS

The exclusive and proprietary charcoal/dextran treatment reduces steroid levels. Charcoal/Dextran Treated FBS can be utilized in receptor studies or estrogen-related investigations. The extensive biochemical serum profile, provided before and after the treatment, ensures efficacy of the treatment and provides end-users with critical information regarding which components are specifically affected.

- Proprietary processing to reduce levels of various hormones and growth factors

Dialyzed FBS

Dialysis reduces concentrations of low molecular weight (M_r) components, such as nucleotides and amino acids, that impact alternative biochemical survival pathways. The process is reproducible and reduces hypoxanthine and thymidine concentrations below detectable limits, making Dialyzed FBS well-suited for incorporation or receptor studies.

- Processed using proprietary diafiltration method
- Depleted from small molecules (less than M_r 10,000)



Specialty FBS

Product	Volume	Product code
Charcoal/Dextran Treated FBS CofS no. R1-CEP 2000-076 3 × 100 nm filtered Endotoxin: ≤ 10 EU/mL; hemoglobin: ≤ 20 mg/dL US Origin	50 mL	SH30068.01
	100 mL	SH30068.02
	500 mL	SH30068.03
Dialyzed FBS CofS no. R1-CEP 2000-076 3 × 100 nm filtered Endotoxin: ≤ 10 EU/mL; hemoglobin: ≤ 10 mg/dL ≤ Mr 10 000 US Origin	50 mL	SH30079.01
	100 mL	SH30079.02
	500 mL	SH30079.03
Super Low IgG FBS CofS no. R1-CEP 2000-076 40 nm filtered Endotoxin: ≤ 10 EU/mL; hemoglobin: ≤ 10 mg/dL IgG: ≤ 5 µg/mL US Origin	100 mL	SH30898.02
	500 mL	SH30898.03

CofS = certificate of suitability, available at www.gelifesciences.com/HyClone

Screened FBS products

Prescreened from 40 nm filtered Defined FBS, our specialty serum products meet the needs of many specific cell culture applications. Our screened FBS products are a part of our specialty FBS portfolio.

ES Cell Screened FBS

ES Screened FBS supports the growth of undifferentiated murine embryonic stem cells. The screening includes plating efficiency, colony morphology, and toxicity tests.

- Optimized for the culture of murine embryonic stem cells

Human Mesenchymal Stem Cell Screened FBS

Human Mesenchymal Stem Cell Screened FBS supports the growth of undifferentiated human mesenchymal stem cells (hMSC). During screening, hMSC are observed for evidence of nutritional deficiency, cytotoxicity, or morphological aberrations.

- Designed for human mesenchymal stem cells

Tetracycline Screened FBS

Designed for researchers using tetracycline-regulated gene expression systems in cultured cells, Tetracycline Screened FBS is suitable for expression studies in Tet-on/Tet-off systems.

- FBS with undetectable levels of tetracycline

Insect Cell Screened FBS

With the increasing popularity of the Baculovirus Expression Vector Systems (BEVS), more researchers are culturing insect cells. Our Insect Cell Screened FBS supports robust growth of insect cells.

- To optimize performance of insect cells



Screened FBS

Product	Volume	Product code
ES Cell Screened FBS CofS no. R1-CEP 2000-076 40 nm filtered Endotoxin: ≤ 10 EU/mL; hemoglobin: ≤ 10 mg/dL US Origin	100 mL	SH30070.02E
Endotoxin: ≤ 10 EU/mL; hemoglobin: ≤ 10 mg/dL US Origin	500 mL	SH30070.03E
Human Mesenchymal Stem Cell Screened FBS CofS no. R1-CEP 2000-076 40 nm filtered Endotoxin: ≤ 10 EU/mL; hemoglobin: ≤ 10 mg/dL US Origin	500 mL	SH30070.03M
Tetracycline Screened FBS CofS no. R1-CEP 2000-076 40 nm filtered Endotoxin: ≤ 10 EU/mL; hemoglobin: ≤ 10 mg/dL US Origin	500 mL	SH30070.03T
Insect Cell Screened FBS CofS no. R1-CEP 2000-076 40 nm filtered Endotoxin: ≤ 10 EU/mL; hemoglobin: ≤ 10 mg/dL US Origin	500 mL	SH30070.03I

CofS = certificate of suitability, available at www.gelifesciences.com/HyClone

Bovine calf serum products

Bovine calf serum products are excellent and cost-effective alternatives to FBS. Bovine calf serum products contain exceptionally high levels of transferrin, which, when supplemented, can provide three to four times as much available iron as FBS. In many applications, the performance of calf serum will equal or even surpass that of FBS. Our bovine calf serum products are sterile filtered, quality tested, and provided with a clear statement of serum origin.

Iron-Supplemented Bovine Calf Serum

This iron-supplemented bovine calf serum contains three to four times as much available iron and transferrin as FBS or equine serum.

- Excellent, cost-effective alternative to FBS

Newborn Bovine Calf Serum

Newborn bovine calf serum undergoes the same careful collection and processing procedures (including venipuncture) used for our bovine serum products.

- High-quality FBS alternative

New Zealand Calf Serum

For all our New Zealand FBS products, raw material is carefully collected, processed, and filtered to protect against bovine diseases.

- Carefully collected and processed to secure against bovine diseases



Bovine calf sera

Product	Volume	Product code
Bovine Calf Serum CofS no. R1-CEP 2000-080 3 × 100 nm filtered Endotoxin: ≤ 10 EU/mL; hemoglobin: ≤ 10 mg/dL Age at time of collection: 16–22 weeks US Origin	100 mL	SH30073.02
	500 mL	SH30073.03
	1000 mL	SH30073.04
Iron-Supplemented Bovine Calf Serum CofS no. RO-CEP 2000-080 3 × 100 nm filtered Endotoxin: ≤ 10 EU/mL; hemoglobin: ≤ 10 mg/dL Age at time of collection: 16–22 weeks US Origin	100 mL	SH30072.02
	500 mL	SH30072.03
	1000 mL	SH30072.04
Newborn Calf Serum CofA available 3 × 100 nm filtered Endotoxin: ≤ 50 EU/mL; hemoglobin: ≤ 25 mg/dL Age at time of collection: < 10 days US Origin	100 mL	SH30118.02
	500 mL	SH30118.03
	1000 mL	SH30118.04
New Zealand Newborn Bovine Calf Serum CofS no. R1-CEP 2000-190 3 × 100 nm filtered Endotoxin: ≤ 25 EU/mL; hemoglobin: ≤ 25 mg/dL Age at time of collection: <10 days	500 mL	SH30401.01
	1000 mL	SH30401.02
New Zealand Iron Supplemented Newborn Serum CofS no. R1-CEP 2001-190 3 × 100 nm filtered Endotoxin: ≤ 25 EU/mL; hemoglobin: ≤ 25 mg/dL Age at time of collection: < 10 days	500 mL	SH30626.02
	1000 mL	SH30626.03

CofS = certificate of suitability, available at www.gelifesciences.com/HyClone
 CofA = certificate of analysis, available at www.gelifesciences.com/HyClone

Engineered serum products

Engineered serum products are designed to be a cost-efficient, high-performing replacement for FBS.

Alpha Calf Fraction

Alpha Calf Fraction is produced from our bovine calf serum using a proprietary non-ethanol process to reduce immunoglobulins and proteins to levels similar to those of FBS. This product typically contains less than 200 µg IgG/mL.

- Optimized for the growth of hybridoma cells
- Cost-effective medium supplement

FetalClone products

FetalClone products have demonstrated performance with a variety of cell lines, including hybridomas, Chinese hamster ovary (CHO), BHK-21, NS0, MRC-5, and Vero cells. These products demonstrate equivalent or improved performance compared with FBS.

FetalClone I

- Optimized for the growth of hybridomas cells
- IgG levels comparable to those found in FBS
- Demonstrated cell growth performance equivalent to FBS

FetalClone II

- Optimized for the growth of CHO cells and derivatives
- Offering the same basic formulation as our FetalClone I, with additional growth factors and supplements
- Improved cell growth performance relative to FBS

FetalClone III

- The most widely applicable of our FetalClone family of products
- Designed to include fibroblasts in its applications
- Improved cell growth performance relative to FBS
- Offering the same basic formulation as found in FetalClone II, with additional growth factors and supplements



FetalClone growth promotion using CHO-K1

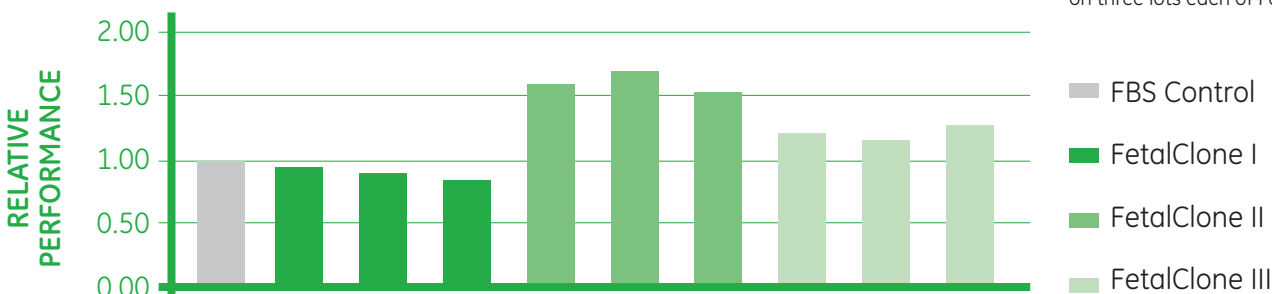


Fig 1. FetalClone growth promotion study using CHO-K1. Growth comparison study on three lots each of FetalClone I, II and III.

Engineered sera

Product	Volume	Product code
Alpha Calf Fraction CofS no. R1-CEP 2000-080 3 × 100 nm filtered Endotoxin: ≤ 10 EU/mL; hemoglobin: ≤ 20 mg/dL Age at time of collection: 16–22 weeks US Origin	500 mL	SH30212.03
FetalClone I CofS no. R1-CEP 2000-185 3 × 100 nm filtered, Endotoxin: ≤ 10 EU/mL; hemoglobin: ≤ 20 mg/dL Growth of hybridoma cells US Origin	100 mL	SH30080.02
	500 mL	SH30080.03
FetalClone II CofS no. R1-CEP 2000-185 3 × 100 nm filtered Endotoxin: ≤ 10 EU/mL; hemoglobin: ≤ 20 mg/dL Growth of CHO-K1 and CHO derivatives US Origin	100 mL	SH30066.02
	500 mL	SH30066.03
FetalClone III CofS no. R1-CEP 2000-185 3 × 100 nm filtered Endotoxin: ≤ 10 EU/mL; hemoglobin: ≤ 20 mg/dL Most widely applicable, including fibroblasts US Origin	100 mL	SH30109.02
	500 mL	SH30109.03

CofS = certificate of suitability, available at www.gelifesciences.com/HyClone

Alternatives and species-specific sera

Non-fetal serum products are used to enhance cell culture performance and are cost-efficient alternatives. These products contain several growth-promoting factors including hormones, proteins, amino acids, glucose, and vitamins.

Bovine Growth Serum

Bovine calf serum supplemented with chemically defined components, such as vitamins, amino acids, trace metals, and other small molecules.

- Suitable for stimulating cell growth and proliferation

Cosmic Calf Serum

This high-quality bovine calf serum is fortified with iron and naturally derived components, and augmented with additional growth-promoting components to yield an exceptional bovine calf serum.

- Excellent performance with a variety of cell types

Donor Adult Bovine Serum

Donor Adult Bovine serum is sourced from a closed herd maintained on USDA-licensed premises. Cattle from these closed herds are used exclusively for the production of donor bovine blood products.

Donor Equine Serum

Equine serum is carefully collected from animals fed an enriched diet to ensure proper nutrition. To reduce lipid concentration, the equine herd is fasted and then the blood is collected in a special facility using aseptic techniques. Coggins tests for equine infectious anemia are performed on each horse.

New Zealand Porcine Serum

Our porcine serum is sourced from New Zealand, filtered in the US through multiple 200 nm pore size-rated filters, and is gamma irradiated at 25 to 40 kGy after filtration.



Alternatives

Product	Volume	Product code
Bovine Growth Serum CofS no. R1-CEP 2000-080 3 × 100 nm filtered Endotoxin: ≤ 10 EU/mL; hemoglobin: 10 mg/dL Age at time of collection: 16–22 weeks US Origin	100 mL	SH30541.02
	500 mL	SH30541.03
Cosmic Calf Serum CofS no. R1-CEP 2000-080 3 × 100 nm filtered Endotoxin: ≤ 10 EU/mL; hemoglobin: ≤ 10 mg/dL Age at time of collection: 16–22 weeks US Origin	100 mL	SH30087.02
	500 mL	SH30087.03
	1000 mL	SH30087.04
New Zealand Cosmic Calf Serum CofS no. R1-CEP 2001-190 3 × 100 nm filtered Endotoxin: ≤ 25 EU/mL; hemoglobin: ≤ 25 mg/dL Age at time of collection: <10 days	500 mL	SH30413.02
	1000 mL	SH30413.03

Species-specific sera

Product	Volume	Product code
Donor Adult Bovine Serum CofS no. R1-CEP 2001-259 3 × 100 nm filtered Endotoxin: ≤ 50 EU/mL; hemoglobin: ≤ 25 mg/dL Age at time of collection: < 36 months US Origin	100 mL	SH30075.02
	500 mL	SH30075.03
Donor Equine Serum CofA available 3 × 100 nm filtered Endotoxin: ≤ 10 EU/mL; hemoglobin: ≤ 10 mg/dL Age at time of collection: > 6 months US Origin	100 mL	SH30074.02
	500 mL	SH30074.03
	1000 mL	SH30074.04
New Zealand Porcine Serum CofA available 3 × 200 nm filtered and irradiated in the U.S. Endotoxin: ≤ 100 EU/mL; hemoglobin: ≤ 50 mg/dL Age at time of collection: > 6 months	1000 mL	SH30908.04

CofS = certificate of suitability, available at www.gelifesciences.com/HyClone
CofA = certificate of analysis, available at www.gelifesciences.com/HyClone

Related HyClone medium products

Classical liquid media

Our extensive line of classical media is system-tested with HyClone serum to ensure product efficacy and homogeneity. These products are available in convenient packaging for research applications. Commonly used products are shown in the list below.

Reagents and cell dissociation products

HyQTase™ cell dissociation solution

This product is ultrafiltered and has a non-mammalian formulation that provides a gentle alternative to trypsin/EDTA. Treatment results in rapid cell detachment, single-cell suspension, and high cell viability with high passage-to-passage consistency.

Trypsin

Our product offering includes two commonly used concentrations of gamma-irradiated porcine trypsin (1:250 and 1:50).

Antibiotics and selection agents

We offer a variety of premium antibiotics and selection agents to control bacterial, yeast, fungi, and mycoplasma contaminations.

Cell Culture Grade Water

HyClone Cell Culture Grade Water is free of endotoxins, ensuring excellent reagent properties. In addition, we offer water for injection (WFI) quality water, molecular biology grade water, and a variety of other process liquids.

Media	
Product	Product code
RPMI 1640 Medium with 25 mM HEPES and L-glutamine	SH30255
RPMI 1640 Medium with L-glutamine, dry powder	SH30011
DMEM with high glucose, 4.0 mM L-glutamine, and sodium pyruvate	SH30243
DMEM with high glucose and 4.0 mM L-glutamine • without sodium pyruvate	SH30022
DMEM with high glucose • without L-glutamine and sodium pyruvate	SH30081
DMEM with high glucose and L-glutamine • without sodium pyruvate	SH30003
Grace's Unsupplemented	SH30610
IMDM with L-glutamine and HEPES • without alpha-thioglycerol	SH30228
MEM with Earle's balanced salt solution (EBSS) and 2.0 mM L-glutamine	SH30024
HyQTase Cell detachment solution	SV30030
Trypsin 0.25%	SV30031

For a complete list of products, please visit www.gelifsciences.com/HyClone.



Media

Product	Product code
Trypan Blue Solution 0.4% in phosphate buffered saline	SV30084
Gentamicin Solution 50 mg/mL	SV30080
Antibiotic Antimycotic Solution (Pen/strep/fungizone), 100x	SV30079
Phosphate Buffered Saline (PBS)	SH30256
Dulbecco's Phosphate Buffered Saline (DPBS)	SH30264
HEPES 1 M solution	SH30237
Earle's Balanced Salt Solution (EBSS) 1x, with calcium, magnesium, phenol red	SH30029
Hank's Balanced Salt Solution (HBSS) 1x, with calcium, magnesium, phenol red	SH30030
L-Glutamine	SH30034
NEAA	SH30238
Cell Culture Grade Water Endotoxin-free (< 0.005 EU/mL), deionized, distilled, 100 nm sterile filtered	SH30529

HyClone cell culture

Innovation and quality

Now part of GE Healthcare's Life Sciences business, we continue our mission to be the leading supplier of quality solutions to challenges faced in the biopharmaceutical industry and cell culture-based research. Our commitment to provide the most innovative tools to facilitate and advance research is the foundation for all of our products and for everything we do.

For nearly 50 years, HyClone Laboratories has remained dedicated to the advancement of science, through the support of cell culture and a comprehensive commitment to academia, research, and bioprocessing. With a strong commitment to progress and growth, customer needs fuel our development of innovative cell culture products, solutions, and manufacturing procedures. As a global manufacturer of cell culture media, serum, and process liquids, our experts understand the products needed to facilitate cell culture-based research and the production of biopharmaceuticals.



HyClone®

DMEM/F12

100 mg/ml

100 mg/ml

100 mg/ml

100 mg/ml

100 mg/ml

100 mg/ml

100 mg/ml

100 mg/ml

100 mg/ml

100 mg/ml

100 mg/ml

100 mg/ml

100 mg/ml

100 mg/ml

100 mg/ml

100 mg/ml

100 mg/ml

100 mg/ml

100 mg/ml

100 mg/ml

100 mg/ml

100 mg/ml



GE Healthcare Bio-Sciences AB
Björkgatan 30
751 84 Uppsala
Sweden

www.gelifesciences.com/hyclone

GE, GE monogram, HyClone, Cosmic Calf, FetalClone and HyQTase are trademarks of General Electric Company.
© 2015 General Electric Company. First published Oct. 2015
GE Healthcare UK Ltd., Amersham Place, Little Chalfont, Buckinghamshire, HP7 9NA, UK
GE Healthcare Europe GmbH, Munzinger Strasse 5, D-79111 Freiburg, Germany
GE Healthcare Bio-Sciences Corp., 100 Results Way, Marlborough, MA 01752, USA
GE Healthcare Dharmacon Inc., 2650 Crescent Dr, Lafayette, CO 80026, USA
HyClone Laboratories Inc., 925 W 1800 S, Logan, UT 84321, USA
GE Healthcare Japan Corp., Sanken Bldg., 3-25-1, Hyakunincho Shinjuku-ku, Tokyo 169-0073, Japan
For local office contact information, visit www.gelifesciences.com/contact
29166895 AA 10/2015